

ELECTRICAL DESIGN GROUP


ELECTRICAL BUILDING SERVICES CONSULTANTS

P.O. Box 15, SHERWOOD Q. 4075

Phone: (07) 3278 4375 Fax: (07) 3716 0222

Web Site: www.edg.net.au Email: brisbane@edg.net.au

C2957a - CLUB KAWANA - STAGE 1						C2957a-0002(D).xls
ELECTRICAL EQUIPMENT SCHEDULE						
REVISION D - 19 DECEMBER 2024						
THE LIGHT FITTING SUPPLIER CONTACT DETAILS MAY BE AVAILABLE ON THE EDG WEBSITE VIA THE FOLLOWING LINK						
www.edg.net.au/Links/Lighting.htm						
TYPE	LAMPS	DESCRIPTION	COLOUR / ACCESSORY	CATALOGUE No	REV	
L1		NO LONGER REQUIRED				C
L2		NO LONGER REQUIRED				C
L3		NO LONGER REQUIRED				C
L4	40W 4000K LED	1200 X 300 SURFACE MOUNTED FLAT PLATE LED FITTING C/W REMOTE DRIVER.	WHITE TRIM	EQUAL TO ATOM LED PANEL 12197		C
L5	LED 4000K	1200 LONG SURFACE MOUNTED IP65 DIFFUSED BATTEN C/W INTEGRAL ELECTRONIC CONTROL GEAR	LIGHT GREY	EQUAL TO EKTOR UMBERA LED BATTEN		A
L6	LED 4000K	1200 LONG SURFACE MOUNTED IP65 DIFFUSED BATTEN C/W INTEGRAL ELECTRONIC CONTROL GEAR AND PRESENCE DETECTION SENSOR	LIGHT GREY	EQUAL TO EKTOR UMBERA LED BATTEN		A
L7	LED 4000K	1200 LONG SURFACE MOUNTED HORIZONTALLY IP65 DIFFUSED BATTEN C/W INTEGRAL ELECTRONIC CONTROL GEAR AND LIGHT LEVEL PE SENSOR	LIGHT GREY	EQUAL TO EKTOR UMBERA LED BATTEN		A
L8	LED 4000K	600 LONG SURFACE MOUNTED IP65 DIFFUSED BATTEN C/W INTEGRAL ELECTRONIC CONTROL GEAR	LIGHT GREY	EQUAL TO EKTOR UMBERA LED BATTEN		A
L9	3000K LED	DECORATIVE DALI DIMMABLE WALL LIGHT ALLOW TO INSTALL ALLOW A PC SUM OF \$500.00 FOR THE SUPPLY OF EACH L9 FITTING				A
L10	8W 3000K LED	AMENITY RECESSED DOWNLIGHT C/W REMOTE DALI DRIVER	WHITE	EQUAL TO EKTOR ALTE 13W 38 DEG BEAM WRMBAAD1249030C3		A
L11	3000K LED	REAR SERVERY RECESSED DOWNLIGHT C/W REMOTE DALI DIMMABLE DRIVER	WHITE	EQUAL TO GAMMA ILLUMINATION COBALT 1402-3K-22W		A
L12	3000K LED	SERVERY COUNTER RECESSED DOWNLIGHT C/W REMOTE DALI DIMMABLE DRIVER	WHITE	EQUAL TO GAMMA ILLUMINATION COBALT 1402-3K-22W		A
L13	3000K LED	DECORATIVE DALI DIMMABLE PENDANT ALLOW TO INSTALL ALLOW A PC SUM OF \$500.00 FOR THE SUPPLY OF EACH L13 FITTING				A



ELECTRICAL DESIGN GROUP


ELECTRICAL BUILDING SERVICES CONSULTANTS

P.O. Box 15, SHERWOOD Q. 4075

Phone: (07) 3278 4375 Fax: (07) 3716 0222

Web Site: www.edg.net.au Email: brisbane@edg.net.au

C2957a - CLUB KAWANA - STAGE 1					C2957a-0002(D).xls
ELECTRICAL EQUIPMENT SCHEDULE					
REVISION D - 19 DECEMBER 2024					
THE LIGHT FITTING SUPPLIER CONTACT DETAILS MAY BE AVAILABLE ON THE EDG WEBSITE VIA THE FOLLOWING LINK www.edg.net.au/Links/Lighting.htm					
TYPE	LAMPS	DESCRIPTION	COLOUR / ACCESSORY	CATALOGUE No	REV
L14	3000K LED	DINING CIRCULATION RECESSED DOWNLIGHT C/W REMOTE DALI DIMMABLE DRIVER	WHITE	EQUAL TO GAMMA ILLUMINATION COBALT 1402-3K-22W	A
L15	NO LONGER REQUIRED				C
L16	NO LONGER REQUIRED				C
E1	LED	EMERGENCY LIGHT: RECESSED NON-MAINTAINED EMERGENCY LIGHT. AS2293 CLASSIFICATION C0-D63 - C90-D63.	WHITE	EKTOR LED FIRE ADVANCED EM WHITE 0169	A
EX BOH	LED	BACK OF HOUSE EXIT LIGHT: MAINTAINED 24M VIEWING DISTANCE EXIT LIGHT C/W DIFFUSERS & DIRECTIONAL ARROWS AS SHOWN. CEILING OR WALL MOUNT BETWEEN 2100mm & 2700mm AFFL IF THERE IS NO VERTICAL SURFACE TO MOUNT THE FITTING ON WITHIN THIS RANGE CONFIRM THE MOUNTING HEIGHT WITH THE ENGINEER. AS2293 CLASSIFICATION C0-D1.25- C90-D2	WHITE	EKTOR MERCURY CORE EXIT 11258	A
EX FOH	LED	FRONT OF HOUSE EXIT LIGHT: MAINTAINED 24M VIEWING DISTANCE EXIT LIGHT C/W DIFFUSERS & DIRECTIONAL ARROWS AS SHOWN. CEILING SURFACE MOUNT OR WALL MOUNT BETWEEN 2100mm & 2700mm AFFL IF THERE IS NO VERTICAL SURFACE TO MOUNT THE FITTING ON WITHIN THIS RANGE CONFIRM THE MOUNTING HEIGHT WITH THE ENGINEER.	WHITE	EKTOR RAZOR SM CORE	A
EMERGENCY PACK		LIGHT FITTINGS THAT ARE DESIGNATED AS BEING PROVIDED WITH AN EMERGENCY PACK ARE TO BE PROVIDED WITH AN INTEGRAL AS2293 EMERGENCY PACK. THE FITTINGS ARE TO BE NON MAINTAINED WITH ALL LAMPS SWITCHED AS PER THE LIGHTING CONTROL FOR THAT SPACE UNLESS NOTED OTHERWISE. REFER TO THE SPECIFICATION FOR FURTHER DETAILS OF THE CONFIGURATION AND SWITCHING OF EMERGENCY LIGHTS.			A
PROXIMITY DETECTOR SWITCH (PD)		ADJUSTABLE FLUSH RECESSED 360 DEGREE TRIPLE PYRO PIR PRESENCE DETECTOR TO OPERATE THE ASSOCIATED LIGHTS FOR A PRE-SET AMOUNT OF TIME. ADJUST THE TIME AND SENSITIVITY ON SITE AS DIRECTED BY THE ENGINEER.		CLIPSAL. SELECTION BY THE CONTRACTOR. SUBMIT DETAILS OF THE PROXIMITY DETECTOR SWITCH FOR APPROVAL PRIOR TO ORDERING	A
ONE-WAY LIGHT SWITCH		ONE-WAY LIGHT SWITCH C/W CIRCUIT IDENTIFICATION ON THE FACEPLATE BEHIND THE SURROUND MOUNTED AT 1000mm AFFL UNLESS NOTED OTHERWISE.		CLIPSAL C2000 SERIES 30USM	A
TWO-WAY LIGHT SWITCH		TWO -WAY LIGHT SWITCH C/W CIRCUIT IDENTIFICATION ON THE FACEPLATE BEHIND THE SURROUND MOUNTED AT 1000mm AFFL UNLESS NOTED OTHERWISE.		CLIPSAL C2000 SERIES 30USM	A



ELECTRICAL DESIGN GROUP


ELECTRICAL BUILDING SERVICES CONSULTANTS

P.O. Box 15, SHERWOOD Q. 4075

Phone: (07) 3278 4375 Fax: (07) 3716 0222

Web Site: www.edg.net.au Email: brisbane@edg.net.au

C2957a - CLUB KAWANA - STAGE 1					C2957a-0002(D).xls
ELECTRICAL EQUIPMENT SCHEDULE					
REVISION D - 19 DECEMBER 2024					
THE LIGHT FITTING SUPPLIER CONTACT DETAILS MAY BE AVAILABLE ON THE EDG WEBSITE VIA THE FOLLOWING LINK					
www.edg.net.au/Links/Lighting.htm					
TYPE	LAMPS	DESCRIPTION	COLOUR / ACCESSORY	CATALOGUE No	REV
LIGHTING CONTROL SWITCH PANEL (SP)		MULTI GANGE LIGHT SWITCH CONTAINING THE DALI DIMMING CONTROL MOUNTED AT 1000mm AFFL UNLESS NOTED OTHERWISE.			A
HAND DRYER CONNECTION (HD)		SINGLE POWER OUTLET C/W CIRCUIT IDENTIFICATION ON THE FACEPLATE BEHIND THE SURROUND FOR THE HAND DRYER MOUNT THE GPO AS PER THE ARCHITECTURAL DETAIL	WHITE UNLESS NOTED AS BLACK (BK)	CLIPSAL C2000 SERIES	A
SINGLE POWER OUTLET		SINGLE POWER OUTLET C/W CIRCUIT IDENTIFICATION ON THE FACEPLATE BEHIND THE SURROUND MOUNT AT 300mm AFFL U.N.O. RATING 10A U.N.O.	WHITE UNLESS NOTED AS BLACK (BK)	CLIPSAL C2000 SERIES	A
SINGLE 10A POWER OUTLET SUSPENDED (SUS)		SINGLE 10A POWER OUTLET SUSPENDED TO 1600 AFFL UNLESS NOTED OTHERWISE VIA A 3MM STAINLESS STEEL WIRE ROPE.	WHITE	CLIPSAL "56 SERIES" 56SPO310	B
DOUBLE POWER OUTLET		DOUBLE POWER OUTLET C/W CIRCUIT IDENTIFICATION ON THE FACEPLATE BEHIND THE SURROUND MOUNT AT 300mm AFFL U.N.O. RATING 10A U.N.O.	WHITE UNLESS NOTED AS BLACK (BK)	CLIPSAL C2000 SERIES	A
IP56 DOUBLE POWER OUTLET		DOUBLE POWER OUTLET IP56 MOUNT AT 300mm AFFL U.N.O. RATING 10A U.N.O.	GREY	CLIPSAL 56 SERIES	B
DOUBLE POWER OUTLET (USB)		DOUBLE POWER OUTLET C/W USB CHARGER AND CIRCUIT IDENTIFICATION ON THE FACEPLATE BEHIND THE SURROUND MOUNT AT 300mm AFFL U.N.O. RATING 10A U.N.O.	WHITE UNLESS NOTED AS BLACK (BK)	CLIPSAL 2000 SERIES + 30USBCM MECH	A
WEATHERPROOF POWER OUTLET (WP)		IP54 WEATHERPROOF SINGLE / DOUBLE POWER OUTLET AS NOTED ON DRAWING C/W COVER FLAP OVER SOCKET. MOUNT AT MINIMUM 1100mm AFFL U.N.O. RATING 10A U.N.O.	-	CLIPSAL WSCF227F	A
20A WEATHERPROOF POWER OUTLET (WP 20A)		IP66 WEATHERPROOF 20A SINGLE POWER OUTLET. MOUNT AT MINIMUM 1100mm AFFL U.N.O. RATING 20A U.N.O.	-	CLIPSAL WSF226/20	A
SPECIAL PURPOSE OUTLET		SPECIAL PURPOSE OUTLET TYPE AS NOTED. MOUNT AT 1350mm AFFL U.N.O. RATING 20A U.N.O. CONNECT TO EQUIPMENT VIA FLEXIBLE CONDUIT.			A
SINGLE-PHASE ISOLATOR		SINGLE-PHASE WEATHERPROOF ISOLATOR. MOUNT AT 1350mm AFFL U.N.O. RATING 20A U.N.O. CONNECT TO EQUIPMENT VIA FLEXIBLE CONDUIT.	-	CLIPSAL WHT20	A
THREE-PHASE ISOLATOR		THREE-PHASE WEATHERPROOF ISOLATOR. MOUNT AT 1350mm AFFL U.N.O. RATING 20A U.N.O. CONNECT TO EQUIPMENT VIA FLEXIBLE CONDUIT.	-	CLIPSAL WHT35	A
DB-K		REMOVE THE EXISTING KITCHEN DISTRIBUTION BOARDS AND REPLACE IT WITH A NEW DISTRIBUTION BOARD DB-K. RESUPPLY ALL OF THE EXISTING CIRCUITS SUPPLIED FROM THE ORIGINAL KITCHEN DISTRIBUTION BOARD THAT REMAIN FROM THE NEW DB-K WITH NEW SWITCHGEAR AND CONTROLS THAT MATCH THE EXISTING IN CAPACITY AND FUNCTION.			A



ELECTRICAL DESIGN GROUP


ELECTRICAL BUILDING SERVICES CONSULTANTS

P.O. Box 15, SHERWOOD Q. 4075

Phone: (07) 3278 4375 Fax: (07) 3716 0222

Web Site: www.edg.net.au Email: brisbane@edg.net.au

C2957a - CLUB KAWANA - STAGE 1					C2957a-0002(D).xls
ELECTRICAL EQUIPMENT SCHEDULE					
REVISION D - 19 DECEMBER 2024					
THE LIGHT FITTING SUPPLIER CONTACT DETAILS MAY BE AVAILABLE ON THE EDG WEBSITE VIA THE FOLLOWING LINK www.edg.net.au/Links/Lighting.htm					
TYPE	LAMPS	DESCRIPTION	COLOUR / ACCESSORY	CATALOGUE No	REV
DB-1		EXISTING DISTRIBUTION BOARD DB-1 TO BE MODIFIED AS REQUIRED TO ACCOMMODATE THE WORKS.. ANY SWITCHGEAR MADE REDUNDANT BY THE WORKS IS TO BE REMOVED. UPDATE THE SCHEDULE PRIOR TO PRACTICAL COMPLETION.			A
DB-2		EXISTING DISTRIBUTION BOARD DB-2 TO BE MODIFIED AS REQUIRED TO ACCOMMODATE THE WORKS.. ANY SWITCHGEAR MADE REDUNDANT BY THE WORKS IS TO BE REMOVED. UPDATE THE SCHEDULE PRIOR TO PRACTICAL COMPLETION.			A
MSB		PROVIDE A NEW MAIN SWITCHBOARD AND ARRANGE FOR THE INCREASED ENERGEX SUPPLY AND RETAIL METERS TO BE PROVIDED.			A
MSB TRENCH (PIT 1)		PROVIDE A REINFORCED MASONRY INSITU PIT / TRENCH BELOW MSB FOR THE FULL LENGTH OF THE MSB AS PER THE MSB SECTION DETAIL. THE TRENCH IS TO RISE UP BEHIND THE MSB AND WRAP AROUND THE ENDS OF THE MSB. PROVIDE AS PART OF THE ELECTRICAL WORKS THE SWITCHBOARD AND LID SUPPORT SYSTEM AND THE TRENCH LIDS. PROVIDE THE TRENCH LIDS AND STRUCTURAL SUPPORT SYSTEM AS HOT DIPPED GALVANISED STEEL. PROVIDE THE TRENCH LIDS WITH LIFTING HOLES CHECKER PLATE R10 ANTI SLIP PATTERNING WITH EACH PART NO HEAVIER THAN 20 kg. FIX THE LIDS IN PLACE SUCH THAT A TOOL IS REQUIRED TO REMOVE THEM. PROVIDE THE TRENCH WITH AN AUTOMATIC SUMP PUMP TO DRAIN TO THE STORMWATER SYSTEM. PROVIDE CABLE SUPPORTS WITHIN THE TRENCH TO ENSURE THAT THERE ARE NO CABLES WITHIN 50MM OF THE TRENCH FLOOR.			A
MDB		RENAME THE EXISTING MAIN SWITCHBOARD AS MDB. AND PROVIDE IT WITH A NEW SUPPLY FROM THE NEW MSB. THE EXISTING CONSUMERS MAINS, RETAIL METERING, MEN LINK, EARTH STAKE AND SUPPLY TO DB-K ARE TO BE REMOVED ALONG WITH ANY ASSOCIATED LABELLING UPDATED.			A
MSSB		MECHANICAL SERVICES SWITCHBOARD PROVIDED BY THE MECHANICAL SUB CONTRACTOR. COORDINATE THE SUBMAIN CONNECTION FROM DB-K WITH THE MECHANICAL SUB CONTRACTOR ON SITE.			A
DB-REF		REFRIGERATION SERVICES SWITCHBOARD PROVIDED BY THE REFRIGERATION SUB CONTRACTOR. COORDINATE THE SUBMAIN CONNECTION FROM DB-K WITH THE REFRIGERATION SUB CONTRACTOR ON SITE.			A
RETAIL METER (M1)		QUEENSLAND ELECTRICITY CONNECTION MANUAL V4 (QECM) AND THE NATIONAL ELECTRICITY METERING STANDARDS (NEM) COMPLIANT RETAIL METER INCLUDING ALL NECESSARY COMPONENTS.			A
LOGGING MULTIFUNCTION METER (M2)		PROVIDE A MULTIFUNCTION METER THAT LOGS THE FOLLOWING ACROSS EACH PHASE, DEMANDS , VOLTAGES, POWER FACTORS, AND HARMONICS.			A
DB -K RISER		PROVIDE A SPARE 300 WIDE CABLE RISER IN ADDITION TO THAT REQUIRED FOR THE WORKS FROM THE UNDERGROUND CONDUITS FROM THE MSB TRENCH UP BESIDE DB-K TO THE CEILING SPACE INTERNALLY.			A
COMMUNICATIONS RACK (CR-1)		NO LONGER REQUIRED			D
COMMUNICATIONS RACK (CR-2)		NO LONGER REQUIRED			D



ELECTRICAL DESIGN GROUP

ELECTRICAL BUILDING SERVICES CONSULTANTS

P.O. Box 15, SHERWOOD Q. 4075

Phone: (07) 3278 4375 Fax: (07) 3716 0222

Web Site: www.edg.net.au Email: brisbane@edg.net.au

C2957a - CLUB KAWANA - STAGE 1					C2957a-0002(D).xls
ELECTRICAL EQUIPMENT SCHEDULE					
REVISION D - 19 DECEMBER 2024					
THE LIGHT FITTING SUPPLIER CONTACT DETAILS MAY BE AVAILABLE ON THE EDG WEBSITE VIA THE FOLLOWING LINK					
www.edg.net.au/Links/Lighting.htm					
TYPE	LAMPS	DESCRIPTION	COLOUR / ACCESSORY	CATALOGUE No	REV
COMMUNICATIONS RACK (CR-3)		NO LONGER REQUIRED			D
COMMUNICATIONS OUTLET		RJ45 CAT-6 COMMUNICATIONS OUTLET, CABLED BACK TO NEW CAT 6 PATCH PANELS IN THE EXISTING MEZZANINE OFFICE COMMUNICATIONS RACK VIA 4-PAIR CAT-6 UTP CABLE. MOUNT UP TO 3 RJ45 OUTLETS PER MULTI-GANG FACEPLATE WITH SEPARATE PERMANENT LABELLING FOR EACH OUTLET. MOUNT AT 300 AFFL UNLESS NOTED OTHERWISE	WHITE UNLESS NOTED AS BLACK (BK)	CLIPSAL C2000 SERIES	D